



LINK TO THE LIBRARY

Guide for creating links to databases,
e-books and articles

Version 3.0
René Oostdijk
advisor digital accessibillity
March 13, 2025



ROTTERDAM UNIVERSITY
OF APPLIED SCIENCES

Future Makers

Contents

Introduction.....	5
Linking.....	6
Why link?	6
How to link to library databases?.....	6
What about content from other websites?.....	6
Access.....	6
Via EZproxy.....	6
SurfConext / SSO.....	6
Linking via START.....	7
Share a search result from START in 3 steps.....	7
Advantages of linking via START.....	8
Disadvantages of linking via START.....	8
Tips.....	9
Deep linking.....	10
What is deep linking?.....	10
Advantages of deep linking.....	10
Disadvantages of deep linking.....	10
Deep link instructions per database.....	11
Legenda.....	11
● Academic Search Complete.....	11
● Acland's Video Atlas of Human Anatomy.....	11
● ACM Digital Library.....	11
● AORN eGuidelines+.....	11
● Archidat Bouwformatie.....	11
● Art & Architecture Source.....	12
● Beeld en Geluid op School.....	12
● Bloomsbury Fashion Central.....	12
● Boomportaal.....	12
● Bouwkostenkompas.....	12
● BouwZo.....	12

● Business Source Premier	13
● Chromedia	13
● CINAHL Complete	13
● Cochrane Library	13
● Communication Source	13
● Company.info	13
● CROW kennisbank	13
● CUR-publicaties	13
● Dynamic Health	13
● EBSCOhost eBook Collections	14
● EBSCO Research Databases	14
● Education Source	15
● Emerald Insight	15
● EMIS Professional	15
● ERIC	15
● Euromonitor Passport	15
● Flipster	15
● Follow the Money	15
● Gartner Higher Education Reference	15
● Greenfile	15
● IEEE Xplore Digital Library	16
● JSTOR	16
● Kluwer InView Essential	16
● KNOVEL	16
● Learning O'Reilly	16
● Legal Intelligence	17
● LiteRom	17
● Marketline Advantage	17
● Mediasite	17
● MEDLINE Complete	17
● NAZ	17

● NDFR.....	17
● NEN Connect.....	17
● Nexis Uni.....	18
● Nextens Naslag.....	18
● Nursing & allied health collection.....	18
● One Business.....	18
● Pearson e-books / Bookshelf	19
● Pressreader.....	19
● ProQuest Portal.....	19
● Psychology and Behavioral Sciences Collection	19
● Reaxys.....	19
● Respons Evenementendatabase	20
● SAGE Journals.....	20
● ScienceDirect	20
● Springer Nature Link	20
● Statista	20
● Stylus.....	20
● SWOCC voor onderwijs	20
● Taylor & Francis Online	20
● Teacher Reference Center.....	21
● Toxic	21
● TrendWatching.....	21
● Van Dale Woordenboeken.....	21
● Vers Beton.....	21
Shortened URL's	22
Finally	22

Introduction

Sharing a link with students or colleagues? Do you really need an explanation for that? Not with freely accessible content of course. However, the resources provided by the library are mostly paid. To link to these licensed databases, you might need some tips & tricks.

This guide explains what the options are and how to create a reliable, working link to articles and e-books. A link that works both on the college campus and from home.

Is something unclear, or do you have questions? Don't hesitate to contact library@hr.nl.



This work is covered by a [Creative Commons Attribution 4.0 International-license](https://creativecommons.org/licenses/by/4.0/).

Linking

Why link?

Why not just share the e-book or article itself? [With Open Access material](#), for example, this is possible. However, not everything on the internet can be legally distributed and even when something is offered for free, copyright may still apply. If you do share copyright-protected material, [you must comply with certain rules](#). If you do not, this may cost the university a lot of money. In other words: the easiest way isn't always the right way.

Linking has the following advantages:

- It is quick and (usually) easy
- Little to no chance of violations
- No extra storage space needed which is environmentally friendly and saves costs.

How to link to library databases?

There are 2 ways to link to library resources:

1. [Via de START catalogus](#).
2. [Direct via a deeplink](#)

What about content from other websites?

Again, it is better to share a link than to download and distribute content via mail attachments, or by putting it on the ELO. Freely accessible ≠ freely distributable! Questions about this? Contact auteursrecht@hr.nl.

Access

The library uses 2 methods to give you access to licensed databases:

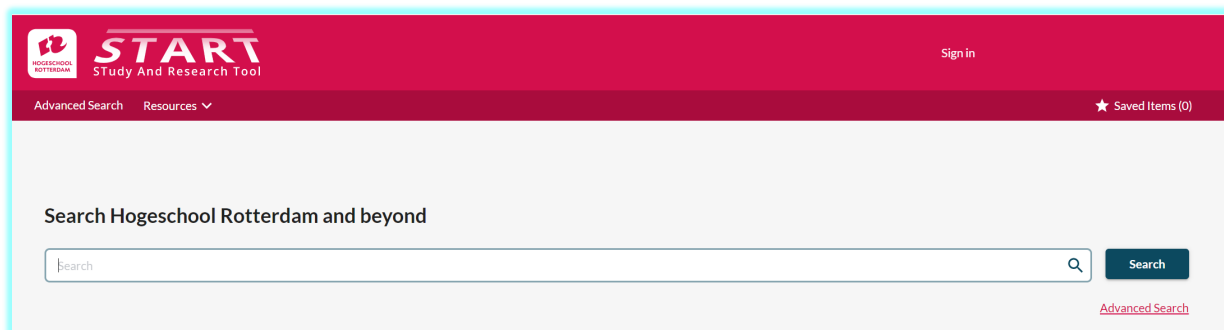
Via EZproxy

This means that the database provider knows what IP addresses the college has and gives you access when you are using these. This is normally the case on the college campus. EZproxy allows you to pretend you are on a college IP address while you are at home.

SurfConext / SSO

SurfConext is technically more complex, but also offers more features. It controls both access (authentication) and personal data (identification). It allows a publisher, for example, to retrieve your name and e-mail address and use it to create a personal account for you. This account, in turn, can be used to store settings and searches and synchronize them with an app. As this is privacy-sensitive data, you have to give permission for this. In addition, Surf requires the publisher to comply with the GDPR.

Linking via START

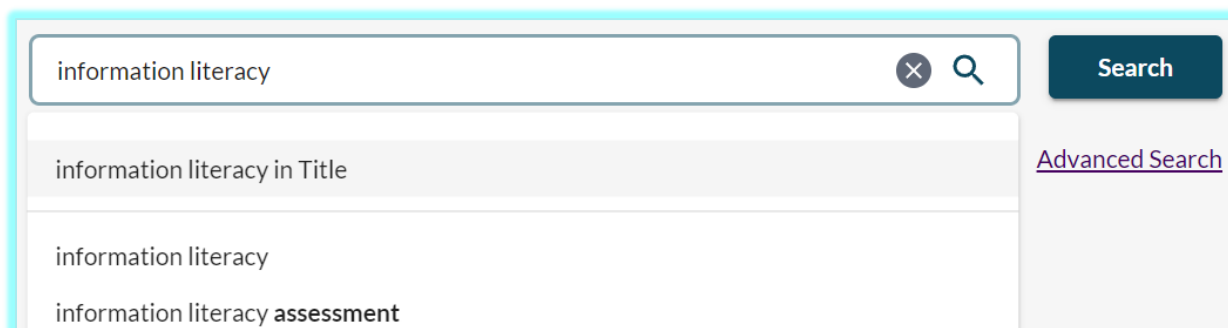


[START \(Study And Research Tool\)](#) is the library's WorldCat® search engine. Virtually everything in terms of books and scientific publications in our databases can be found with it. The buttons **View eBook** and **View full text** in a search result will take you directly to the book or article.

You will see the button **Access Online** when multiple links are available. It is easy to share search results from START.

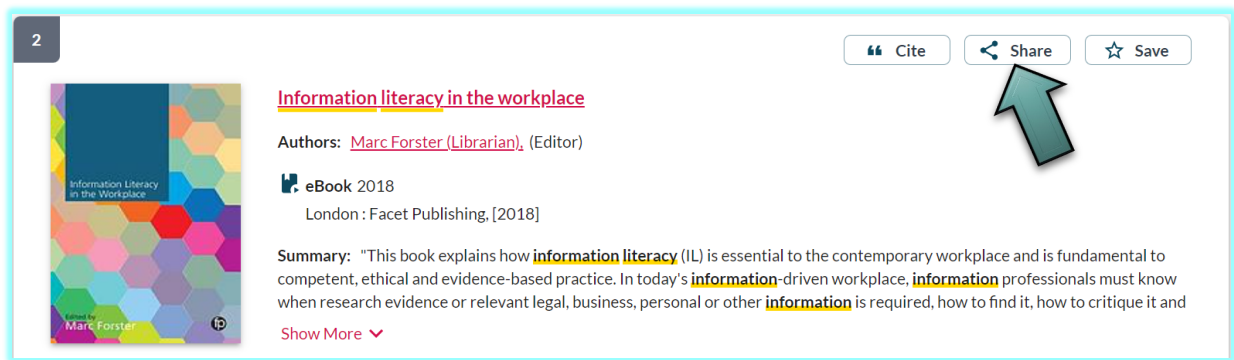
Share a search result from START in 3 steps

1. Enter a search:



You can search in START by title, author, ISBN, etc. When searching by title, enter as complete a title as possible. If necessary, also use the filter options in the left-hand column.

2. Found what you were looking for? Click the “**Share**” button:



2

Information literacy in the workplace

Authors: [Marc Forster \(Librarian\)](#), (Editor)

eBook 2018


London : Facet Publishing, [2018]

Summary: "This book explains how **information literacy** (IL) is essential to the contemporary workplace and is fundamental to competent, ethical and evidence-based practice. In today's **information**-driven workplace, **information** professionals must know when research evidence or relevant legal, business, personal or other **information** is required, how to find it, how to critique it and

Show More ▾

Cite Share Save

3. Copy the link link:



Link

<https://hogeschoolrotterdam.on.worldcat.org/oclc/982018679>

copy link

Done! You can share this link freely with anyone, without risk of copyright infringement. However, a college account is usually required to access the e-book or article.

Advantages of linking via START

- Simplicity: no need to consider differences in database access methods.
- 100% coverage of books and e-books. If you want to refer to an (e)book from the library, it is best to use START for that.
- Reliable: if, for example, an e-book moves to another database, or the URL of a site changes, you won't be inconvenienced.

Disadvantages of linking via START

- No direct link: a link to START is a kind of intermediate station. Getting to the book or article requires an extra click.
- No advanced deep links possible. You cannot link from START to a specific page in an e-book. From a database itself, this is sometimes possible.
- An e-book or article may be present in more than one database, giving more than one link. This may cause confusion.

Tips

- When you link to a **printed book**, you will see both a list of available copies and a link to the e-book version (if available). If you link to an **eBook**, only an eBook view link will be shown.
- Check whether an e-book has unlimited access, or a limited number of licenses for simultaneous access.
- If you search in Libraries worldwide / in the Netherlands, you will sometimes see "Online access" buttons that don't work or link to paid content. However, you will then find more open access material. So always check whether a link works.

Deep linking

What is deep linking?

Strictly speaking, deep linking is linking to anything that is not on a website's home page. For example rotterdamuas.com/library. In this document however, it is used in the sense of linking directly to an e-book, video or article on a (licensed) library database. A deep link is accessible and gives quick results. How to create a deep link varies from database to database. Often you can simply copy the URL from the address bar, sometimes you need to create a special link.

Advantages of deep linking

- Directly to the destination. You may still need to log in, but then you are taken directly to the video, e-book or article.
- Precision: often you can link directly to a page or chapter within an e-book.

Disadvantages of deep linking

- More complex: if you do not take into account the access method used for a database, you may create a link that does not work from a home workplace, or expires after a short time.
- Less reliable: changes to a database's access method or URL may cause a link to stop working. Also, if an e-book is replaced by a newer edition, the link to the old one may no longer work. So if you made a list of deep links last year, it is advisable to check them again before sharing.

Deep link instructions per database

To enable you to create correct links, you will find instructions per database in the list below. These are the same databases you will find at

<https://rotterdamuas.com/databases>. The free Open Access databases have been omitted. Use Ctrl+f, or the table of contents to jump directly to the correct databases.

Legenda

Symbol	Meaning
●	For this database you can just copy the URL.
●	Use of the database's special share/link functionality is required.
●	Deeplinking is difficult (additional modifications or instructions required), or it is not possible at all

● Academic Search Complete

See ● EBSCO Research Databases

● Acland's Video Atlas of Human Anatomy

Access via EZproxy

- Copy the URL from your browser's address bar.
- [Example link](#)

● ACM Digital Library

Access via EZproxy

- Copy the URL from your browser's address bar or use the share button.
- Example: <https://dl-acm-org.hr.idm.oclc.org/doi/10.1145/3381751>

● AORN eGuidelines+

Access via EZproxy

- Copy the URL from your browser's address bar or use the share button.

● Archidat Bouwformatie

Access via EZproxy


- Copy the URL from your browser's address bar
- [Example link](#)

● Art & Architecture Source

See ● EBSCO Research Databases

● Beeld en Geluid op School

Access via SurfConext

- In the list of search results, you can use the "Share" button:  to get a deep link. If you are on the page of a video clip, you can also copy the URL from the address bar.
- [Example link](#)
- The recipient of the link will get a notification that you need to log in to view the video. If necessary, tell them to choose "Login with SurfConext" for access.

● Bloomsbury Fashion Central

Access via EZproxy

- Copy the URL from your browser's address bar
- [Example link](#)

● Boomportaal

Access via EZproxy

- Copy the URL from your browser's address bar
- [Example link](#)
- Please note: E-books from Boom publishers have limited access. Depending on the title, a maximum of 1 to 3 students can access an e-book at the same time. Purchasing more than 3x simultaneous access is not offered by Boom.

● Bouwkostenkompas

Access via EZproxy

- Copy the URL from your browser's address bar
- [Example link](#)

● BouwZo

Access via SurfConext

Deeplinking not possible.

● Business Source Premier

- See ● EBSCO Research Databases.

● Chromedia

Access via EZproxy

- Copy the URL from your browser's address bar.

● CINAHL Complete

- See ● EBSCO Research Databases.

● Cochrane Library

Access via EZproxy

- Copy the URL from your browser's address bar.
- Alternative: use the "https://doi-org.hr.idm.oclc.org/10..." link listed under the title of each article.

● Communication Source

- See ● EBSCO Research Databases.

● Company.info

Access via SurfConext

- Deeplinking not possible.

● CROW kennisbank

Access via EZproxy

- Deeplinking to parts of the knowledge module is not possible.

● CUR-publicaties

Access: KennisID / BRISaccount

ISSO uses a custom access system that requires the creation of a personal account first. This makes direct reference to components difficult. [Go to the information page of this database for more information.](#)

● Dynamic Health

Access via EZproxy

- Copy the URL from your browser's address bar.



● EBSCOhost eBook Collections

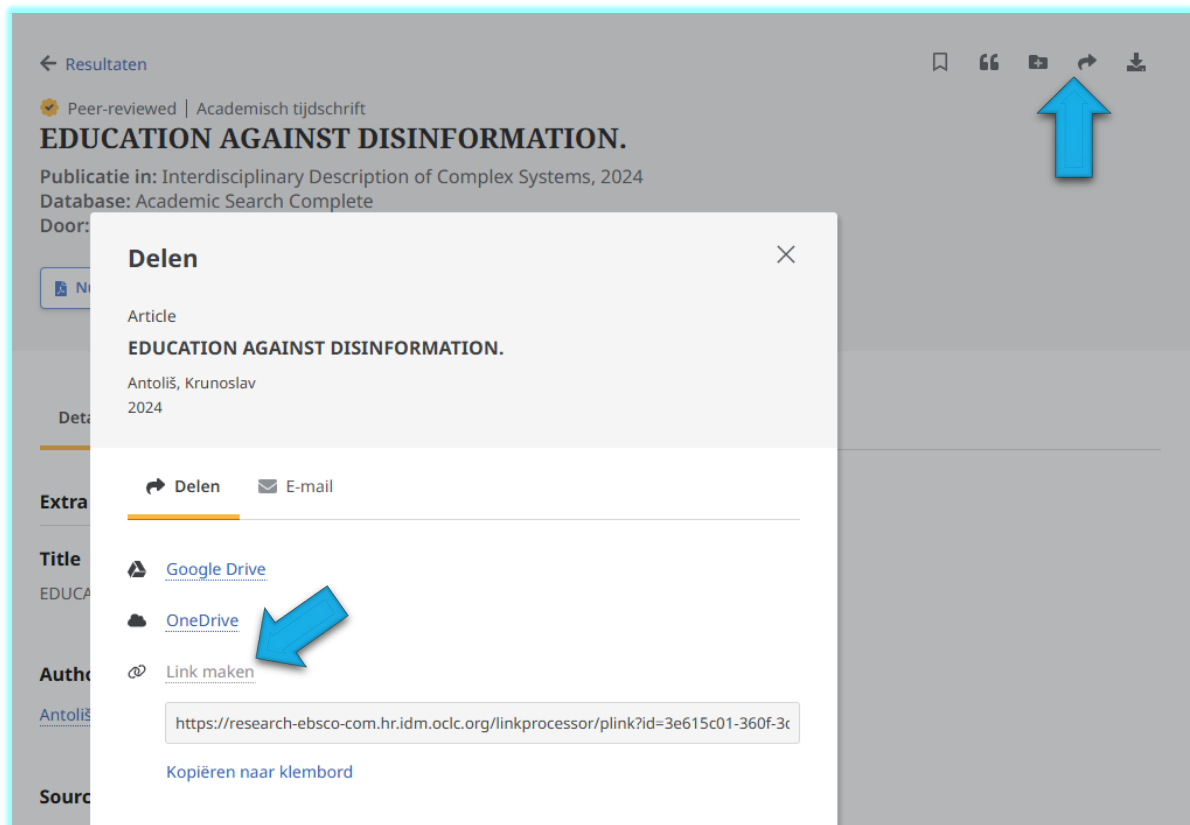
- See: ● EBSCO Research Databases

● EBSCO Research Databases

Access via EZproxy

Publisher EBSCO offers a wide range of databases: Academic Search Complete, Business Source Premier, CINAHL Complete, etc.

- Don't use the URL from the address bar to link to an article or e-book! It will work, but it's uncertain for how long.
- Preferably use the  button to link to an article, book, or anything else in an EBSCOhost database! You can find this button in the following places:
 - In the search result screen in the options menu (:) next to every result.
 - In the detailed view of an article, in the grey area (see image below).
 - In the full-text view of an e-book in the bar above the book.
- Click on the  button and the Share window appears. You can select "Create a link" here.



- [Example link](#)

● Education Source

See: ● EBSCO Research Databases

● Emerald Insight

Access via EZproxy

- Copy the URL from your browser's address bar
- [Example link](#):

● EMIS Professional

Access via EZproxy

- Copy the URL from your browser's address bar
- [Example link](#)

● ERIC

See: ● EBSCO Research Databases

● Euromonitor Passport

Access via EZproxy

- Linking to specific articles, briefings and reports makes no sense. After logging in, everyone is redirected to the homepage.

● Flipster

See: ● EBSCO Research Databases

● Follow the Money

Access via EZproxy

- Copy the URL from your browser's address bar.

● Gartner Higher Education Reference

Access via SurfConext

- Always use the SHARE button to share content
- [Example link](#)

● Greenfile

See: ● EBSCO Research Databases

● IEEE Xplore Digital Library

Access via EZproxy

- Copy the URL from your browser's address bar.

● JSTOR

Access via EZproxy

- Copy the URL from your browser's address bar.

● Kluwer InView Essential

Access via SurfConext

- In the right-hand column next to an article, you will find a Link button. Click this to copy the deep link.
- When sharing, mention that you have to click on the Login button and then "Login via • WO/HBO"

● KNOVEL

Access via EZproxy

- Copy the URL from your browser's address bar.
- The site also has a share function. You need to make a personal account for this. Just sharing the URL of e.g. a search query works just as fine though.

● Learning O'Reilly

Access via SSO

To share a link to an O'Reilly e-book, video or playlist, you need to manually edit the URL. If you share the URL from the address bar directly, the recipient of this will still need to log in for access. How to do this will not be clear to everyone.

1. Copy the URL from the address bar to a simple text editor as notepad.
2. Change **learning.oreilly.com** into **go.oreilly.com/hogeschool-rotterdam**.
Do not change the rest of the URL.
For example: change
<https://learning.oreilly.com/library/view/ai-and-machine/9781492078180/> →
<https://go.oreilly.com/hogeschool-rotterdam/library/view/ai-and-machine/9781492078180/>

● Legal Intelligence

Access via SurfConext

You can use the "Copy link" button next to a search result to share the link. However, this link only works if you already have an account. Be aware that much content is freely accessible, so it is often more convenient to share the link to the original source.

● LiteRom

Access via EZproxy

- Copy the URL from your browser's address bar

● Marketline Advantage

Access via EZproxy

- Copy the URL from your browser's address bar

● Mediasite

Access via Rotterdam University login

- Use the share button right below every video for sharing or embedding.
- Keep in mind that access to a video can be limited to a specific group of users within the school. Contact the mediasite helpdesk in case of doubt.

● MEDLINE Complete

See: ● EBSCO Research Databases

● NAZ

Access via EZproxy

- Copy the URL from your browser's address bar
- Tip: sharing the DOI link (when listed) is often more convenient.

● NDFR

Access via EZproxy

- Copy the URL from your browser's address bar

● NEN Connect

Access via SurfConext

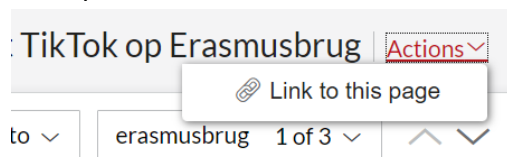
- Copy the URL from your browser's address bar
- When sharing, mention that you need to log in via the "Login SurfConext" button.

● Nexis Uni

Access via EZproxy

Still taking blurry photos of newspaper articles with your smartphone? Use Nexis Uni instead, which contains all Dutch daily newspapers.

1. Perform a search and click on the page of the newspaper article.
2. Instead of using the URL from the address bar, click on "Actions" in the grey bar at the top



3. Click on "Link to his page" and copy the link that appears.
 - a. [Example link.](#)

● Nextens Naslag

Access via SurfConext

- Deeplinking not possible.


● Nursing & allied health collection

See: ● EBSCO Research Databases

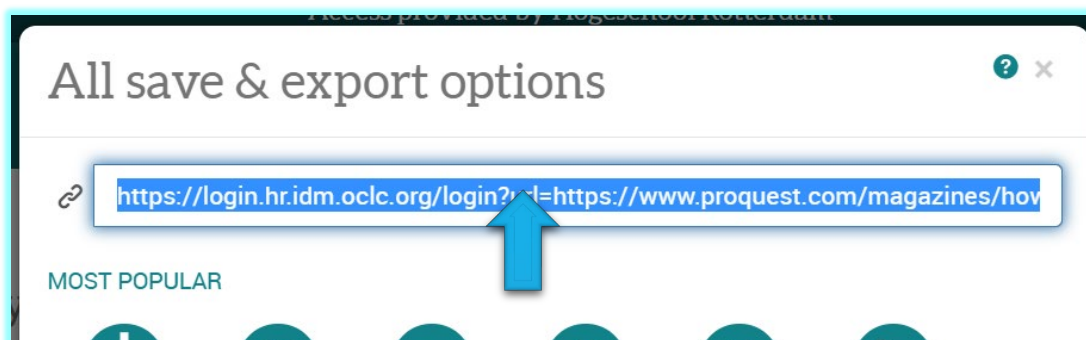
● One Business

Access via EZproxy

1. Go to the article you want to share and click on "All Options" in the top right corner".



2. In the pop-up window that appears, the permanent URL is at the top. Click on it to copy it to the clipboard



- [Example link](#)

● Pearson e-books / Bookshelf

Access via SurfConext

- Sharing links to e-books is not possible from the database. The URL from the address bar is not suitable for sharing.
- Look up the book in START and share that link.

● Pressreader

Access via EZproxy

- Click on an article to open it in "Text view" (if possible)
- Copy the URL from your browser's address bar. Do not use the Share button.
- [Example link](#)

Pressreader is a dynamic source. Articles will disappear after a few months or years. If you want to share multiple articles, create a personal account and save articles in a collection.

● ProQuest Portal

See: [One Business](#)

● Psychology and Behavioral Sciences Collection

See: EBSCO Research Databases

● Reaxys

Access via EZproxy

- Links to specific substances/reactions are not possible

● Respons Evenementendatabase

Access via EZproxy

- Links to specific parts are not possible

● SAGE Journals

Access via EZproxy

- Copy the URL from your browser's address bar

● ScienceDirect

Access via EZproxy

- Copy the URL from your browser's address bar

● Springer Nature Link

Access via EZproxy

- Copy the URL from your browser's address bar

● Statista

Access via EZproxy

- Copy the URL from your browser's address bar
- [Example link](#)

● Stylus

Access via EZproxy

- Copy the URL from your browser's address bar


● SWOCC voor onderwijs

Access via EZproxy

- Copy the URL from your browser's address bar

● Taylor & Francis Online

Access via EZproxy

- Copy the URL from your browser's address bar, or use the  button.

● Teacher Reference Center

See: ● EBSCO Research Databases

● Toxic

Access via EZproxy

Sharing the URL of a WIC (workplace instruction card) is possible. However, as this is a reference work, sharing links is not so relevant.

● TrendWatching

Access via SSO

- Sharing a link is not possible currently. A Share option is available, but this will only show a preview on the screen of the recipient.

● Van Dale Woordenboeken

Access via SurfConext

Linking to a particular dictionary or word is not possible.

● Vers Beton

Access via SurfConext

1. Copy the URL from your browser's address bar.
2. Open an anonymous browser window, paste the URL in the address bar and hit <enter>.
3. Click on the "Inloggen" button at the topright.
4. Share the URL of the next page. Don't do anything else.
5. Mention to the recipient that they have use the "Inloggen met SURFconext" button.

Shortened URL's

The library offers all kinds of services and products via the rotterdamuas.com/library website. However, these are long URLs and this does not communicate very well. We have therefore given several pages a shortened URL. These links are shorter, more convenient and will continue to work after adjustments to the site structure!

Page	Shortened URL
Library homepage	rotterdamuas.com/library
START catalogue	start.hr.nl
Information sources	rotterdamuas.com/databases
Information sources: Ebooks	rotterdamuas.com/ebooks
Copyright	rotterdamuas.com/copyright
Documentation	rotterdamuas.com/library-docs
Edubadges	rotterdamuas.com/edubadges
FAQ Library	rotterdamuas.com/libfaq
Inter-library loan	rotterdamuas.com/ILL
Information sources per study programme	rotterdamuas.com/studysources
Lean Library extension	rotterdamuas.com/access
Borrowing, renewals and reservations	rotterdamuas.com/borrow
Help on demand	rotterdamuas.com/thesis-support
Library locations / opening hours	rotterdamuas.com/library-locations
One Business	rotterdamuas.com/pq1biz
Publish your thesis	rotterdamuas.com/publish-thesis
Literature research guide	rotterdamuas.com/research-guide
Training / Self-study	rotterdamuas.com/library-training

Finally

The information in this document was current at the time of writing. It may now be out of date. You can find the most up-to-date version at rotterdamuas.com/library-docs.

Questions, comments or feedback? Please contact library@hr.nl.