

# REFERENCE MANAGERS

The best tools to manage your sources and reference them


## ENDNOTE

EndNote is an extensive application for collecting, managing and using scholarly articles and making source references and bibliographies. Use it online or with the desktop and iPad applications.



## REFWORKS

RefWorks is slightly simpler than EndNote and works entirely in the cloud. You can store and organize sources in it and automatically create citations and bibliographies.



## MENDELEY

With Mendeley, a free tool from Elsevier, you can manage and share your sources and create lists of source references. Also available online, as a desktop application or with a mobile app.



## ZOTERO

Zotero is a non-profit, open source alternative to Mendeley. With the *Save to Zotero* browser plugin you can store a pdf of web page quickly and easily.



## SCRIBBR

With Scribbr you can create your bibliography online according to the APA style in no time. The APA-generator is 100% free. Do check the rules of your study program.



## WORD

MS Word also allows you to add source information to create citations and bibliographies, but you can't manage them like you can with the specialized applications above.

























































## CITE WHILE YOU WRITE

Most reference managers have a plugin for MS Word. This allows you to make citations from your source collection while writing. And when you're finished you can create your bibliography in the right citation style with one click of a button!




## GROUP WORK

Another advantage of using a reference manager is being able to share your source collection with others. In that way you can manage, use and comment your sources for group assignments. Handy!

FIND THE DIFFERENCES					
	 Endnote	 RefWorks	 Mendeley/ Zotero	 Scribbr	 Word
License	Free via HR	Free via HR	Free	Free	Free via HR
Difficulty	 ADVANCED	 MEDIUM	 MEDIUM	 EASY	 EASY
Desktop application Windows/MacOS			 <sup>1</sup>		
Web application					
MS Word integration	 <sup>2</sup>	 <sup>2</sup>	 <sup>2</sup>		
Browser integration					
Store PDFs					
Store websites					
Import citations					
Cloud synchronisation	Unlimited	Max 100GB	Max 2GB/ 300MB		
Share source collections					
HR citation styles <sup>3</sup>	APA IEEE	APA IEEE LvJA	APA IEEE LvJA	APA-NL MLA	APA IEEE

<sup>1</sup> Also Linux    <sup>2</sup> Also OpenOffice and Google docs

<sup>3</sup> The most commonly used citation style at the Rotterdam University of Applied Sciences is the **APA** (from American Psychological Association). There is also a Dutch APA version. **IEEE** is the prescribed citation style for the Electrical Engineering course. The compulsory citation style for the *Finance, Tax and Advice* program is the **Leidraad voor Juridische Auteurs** (Guideline for Legal Authors).

 = Installable from Liquid Workspace



Creative Commons: Credit must be given to the creator, Adaptations must be shared under the same terms  
Source: Meriam Library California State University, Chico

E-mail  
[library@hr.nl](mailto:library@hr.nl)

Website  
[rotterdamuas.com/library](http://rotterdamuas.com/library)

